

TRANSMISSOR DE PRESSÃO NP600 / NP620

GUIA RÁPIDO

PORTUGUÊS

Os transmissores de pressão da família **NP600** foram desenvolvidos para aplicações industriais. O **NP600** possui um sensor cerâmico de alta estabilidade mecânica, enquanto o **NP620** utiliza um diafragma em aço inox.

Podem ser utilizados com quase todos os tipos de gases e meios em refrigeração (ver compatibilidade com anel de vedação). Não são compatíveis com amônia.

PRECAUÇÃO

Antes de colocar o transmissor em operação, leia atentamente suas especificações e instruções de operação. No caso de danos causados por operação incorreta ou uso indevido, e suas consequências, a garantia se torna nula e sem valor.

A instalação deve ser realizada por profissional especializado.

DESEMBALAGEM

Ao desembalar, além deste manual, deve-se encontrar:

- Um transmissor de pressão;
- Um conector 3P+GND (DIN 43650) com *o-ring* de vedação;
- Um parafuso MA 3x30 mm *Philips*.

IDENTIFICAÇÃO

A Fig. 1 mostra a disposição das informações de identificação no corpo do transmissor.

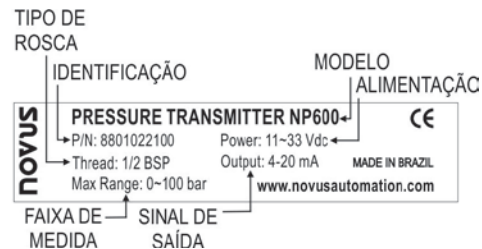


Fig.1 – Identificação do transmissor.

TRANSMISOR DE PRESIÓN NP600 / NP620

GUÍA RÁPIDO

SPANISH

Los transmisores de presión de la familia **NP600** fueron desarrollados para aplicaciones industriales. El **NP600** posee un sensor cerámico de alta estabilidad mecánica, mientras el **NP620** utiliza un diafragma en acero inoxidable.

Pueden ser usados con casi todos los tipos de gases y medios en refrigeración (ver compatibilidad con anillo de selladura). No son compatibles con amonio.

PRECAUCIÓN

Antes de colocar el transmisor en operación, lea atentamente sus especificaciones e instrucciones de operación. En caso de daños causados por operación incorrecta o uso indebido, y sus consecuencias, la garantía se torna nula y sin valor.

La instalación debe ser realizada por profesional especializado.

DESEMBALAJE

Al desembalar, demás de este manual, se debe encontrar:

- Un transmisor de presión;
- Un conector 3P+GND (DIN 43650) con *o-ring* de sellado.
- Un tornillo MA 3x30 mm *Philips*.

IDENTIFICACIÓN

La Fig. 1 muestra la disposición de las informaciones de identificación grabadas en el cuerpo del transmisor.

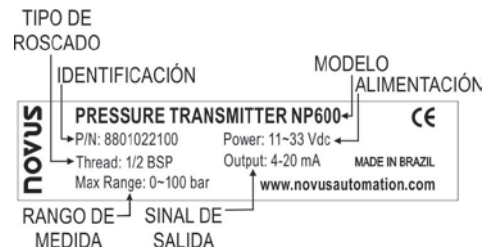


Fig.1 – Identificación del transmisor

TRANSMETTER DE PRESSION NP600 / NP620

GUIDE RAPIDE

FRAANÇAIS

Les transmetteurs de pression de la famille **NP600** ont été développés pour des applications industrielles. Le **NP600** possède un capteur céramique de grande stabilité mécanique, tandis que le **NP620** utilise un diaphragme en acier inoxydable.

Ils peuvent être utilisés avec presque tous les types de gaz et moyens de refroidissement (voir compatibilité avec l'anneau d'étanchéité). Ils ne sont pas compatibles avec ammoniac.

PRECAUTION

Avant de placer le transmetteur en fonctionnement, veuillez lire attentivement les spécifications et les instructions de fonctionnement. En cas de dommages causés par un fonctionnement incorrect ou une mauvaise utilisation, et ses conséquences, la garantie devient nulle et sans valeur.

L'installation doit être effectuée par un personnel expérimenté.

DÉBALLAGE

Lors du déballage, en plus de ce manuel, vous devriez trouver:

- Un transmetteur de pression;
- Un connecteur 3P+GND (DIN 43650) avec *oring* de scellage;
- Une vis MA 3x30 mm *Philips*.

IDENTIFICATION

Fig. 1 montrer la fourniture des informations d'identification prévu sur le corps de le transmetteur.

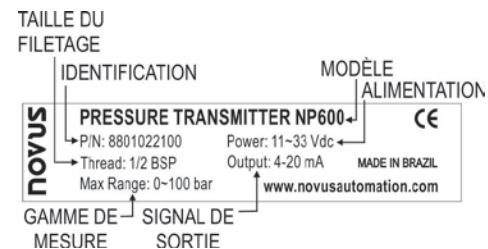


Fig.1 – Identification de le transmetteur

PRESSURE TRANSMITTER NP600 / NP620

QUICK GUIDE

ENGLISH

The **NP600** family of transmitters has been built for industrial applications. **NP600** has a high-quality ceramic sensor, while **NP620** uses a stainless steel diaphragm.

They can be used with almost all types of gases and refrigerated media (see o-ring material compatibility). They are not compatible with ammonia.

PRECAUTION

Before operating the transmitter, carefully read its specifications and operating instructions. In case of damage caused by incorrect operation or inappropriate usage, and its consequences, the guarantee becomes ineffective and null.

A specialized professional shall perform the installation.

UNPACKING

When unpacking, in addition to this manual, you will find:

- One pressure transmitter;
- One 3P+GND (DIN 43650) connector with sealing o-ring;
- One MA 3x30 mm *Philips* screw.

IDENTIFICATION

Fig. 1 shows the arrangement of the identification information etched on the transmitter's body.




Fig.1 – Transmitter identification

DIMENSIONS

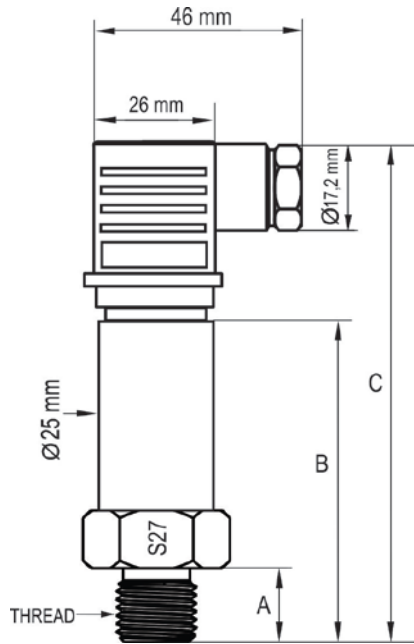


Fig. 2 – Transmitter dimensions

MODEL	THREAD	A (mm)	B (mm)	C (mm)	WEIGHT (g)
NP600	NPT ¼	15.5	46.5	81.5	106
NP600	NPT ½	20.0	51.0	86.0	159
NP600	G ½, BSP ½	14.0	45.0	80.0	121
NP620	NPT ¼	15.5	53.7	88.7	132
NP620	NPT ½	20.0	58.2	93.2	166
NP620	G ½, BSP ½	14.0	52.2	87.2	145

Table 1 – Transmitter thread, dimensions and weight

ELECTRICAL CONNECTIONS

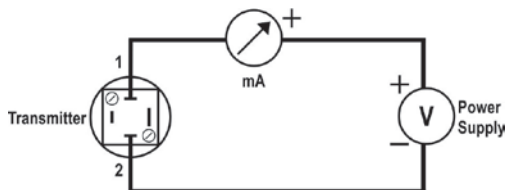


Fig. 3 – Connection to current loop

SPECIFICATIONS

PRESSURE RANGE (FS)	NP600	NP620
0-1 BAR	GAUGE	GAUGE
0-2 BAR	GAUGE	-
0-4 BAR	-	GAUGE
0-5 BAR	GAUGE	-
0-10 BAR	GAUGE	GAUGE
0-20 BAR	GAUGE	-
0-40 BAR	-	SEALED GAUGE
0-50 BAR	GAUGE	-
0-100 BAR	GAUGE	SEALED GAUGE

Table 2 – Transmitter pressure range

Output Signal: 4-20 mA

Power Supply: 11 to 33 Vdc

Max. Load (Ω): $R_{Lmax} = (V_{exc} - 11 V) / 20 mA$

Accuracy (including linearity, hysteresis and repeatability) @ 25 °C:

NP600 (≤ 50 bar) < ±0.5 % FS

NP600 (100 bar) < ±1.0 % FS

NP620 (all pressure ranges) < ±0.25 % FS

FS: Maximum pressure range specified in Table 2

Output Zoom (rangeability): 3:1

Overpressure: 2 times rated pressure

Ambient Temperature: -20 to 70 °C

Medium Temperature: -20 to 70 °C

Thermal Deviation (Offset): < ±0.03 % FS / °C

Thermal Sensitivity (Span): < ±0.03 % FS / °C

Dynamic Response: < 30 ms

Process Connection: see Table 01

Materials:

Pressure Port Stainless steel 316L

Housing Stainless steel 316L

Seals (media wetted) FKM

Sensor (NP600) Ceramic Al₂O₃ 96 %

Sensor (NP620) Stainless steel 316L

Media Wetted Parts Pressure port, seals, sensor

Compatibility: all gases and liquids compatible with media wetted parts (see above), Ammonia **not** included.

NP600 NP620 PRESSURE TRANSMITTERS

QUICK GUIDE



OG 5001680 V10x C